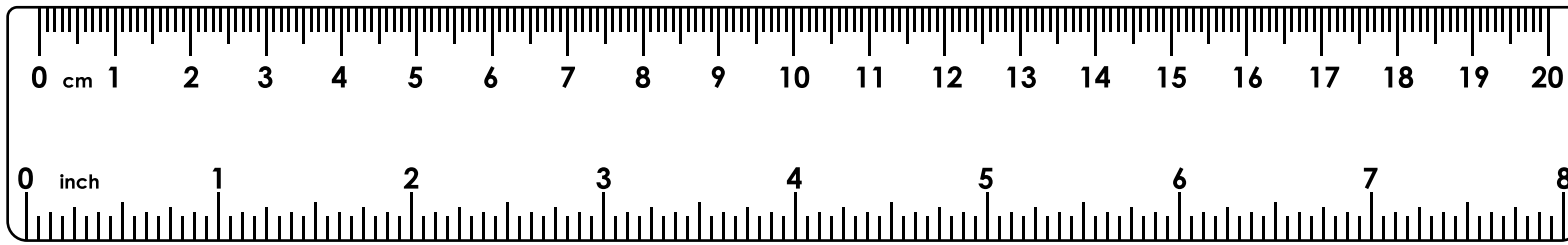


BALLZ THRU AXLE FIT GUIDE

IMPORTANT: This guide is intended for axles used with the Coho XC cargo trailer

1. Print this sheet. Verify that the illustrations are to scale by using this ruler.




*Not to scale


2. Check the thread pitch of your current axle by comparing it to the illustrations here.



1mm

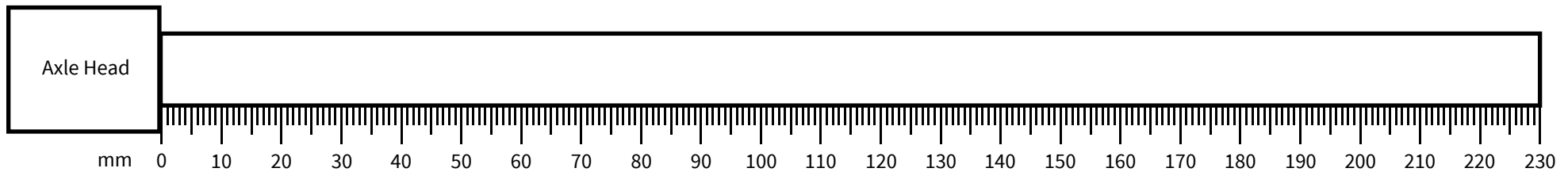


1.5mm



1.75mm

3. Measure the length of your current axle using this illustration. Measure to the end of the threads.



4. Use the thread pitch and axle length to determine which model of Ballz Thru Axle you need.

If your axle length is not shown for the thread pitch you have, we do not have a compatible Ballz Thru Axle for you at this time.

| Thread Pitch | Measured Axle Length | Compatible Burley Thru Axle | SKU |
|--------------|----------------------|-----------------------------|--------|
| 1.0 | ~160-174mm | 12x1.0, 142-148mm | 960212 |
| 1.0 | ~229mm | 12x1.0, 197mm | 960225 |
| 1.5 | ~172-178mm | 12x1.5, 142-148mm | 960213 |
| 1.5 | ~229mm | 12x1.5, 197mm | 960215 |
| 1.5 | ~209mm | 12x1.5, 177mm | 960226 |
| 1.75 | ~174-180mm | 12x1.75, 142-148mm | 960214 |
| 1.75 | ~229mm | 12x1.75, 197mm | 960216 |
| 1.75 | ~209mm | 12x1.75, 177mm | 960227 |
| 1.75 | ~192-198mm | 12x1.75, 142-148mm, Long | 960228 |